

## Kanpur Nagar Nigam

Property Tax	Earlier			Current	Revised	% Change
	2013-14	2014-15	2015-16	2016-17		
General Tax (Commonly Known as House Tax)	minimum monthly unit area rate effected from 2006-07 where revised & it was enhanced 10% above in compresión to 2006-07. In K.M.C. general tax (a component of Property tax) is 15% of annual value & Unit area rate is basic rate for calcution.	No change & it was same as 2013-14	No change & it was same as 2013-14	minimum monthly unit area rate effected from 2013-14 where revised & it was increase between 10% to 15% above in comparision to 2013-14	revised	10% to 15%


### Demand Collection Balance Register

Particulars	Demand raised		Collection	
	Arrears	Current	Arrears	Current
FY 16-17 (projected)	6243.33	6786.82	4011.75	4539.00
Upto Feb. 2017	5619.00	6108.14		
FY2015-16	8002.01	6428.21	3892.11	4866.45
FY2014-15	10563.52	6239.62	4708.28	4606.88

Amount Rs. In Lacs.

### Property Tax

	Commercial(Non Residential)	Industrial	Residential
No. of properties registered	44993	2260	295648
% of properties registered	95.43	94.44	97.50
Rate applicable	From 01-04-2016	From 01-04-2016	From 01-04-2016

  
Zonal Officer-1

  
Zonal Officer-2

  
Zonal Officer-3

  
Zonal Officer-4


  
Zonal Officer-5

  
Zonal Officer-6




## Kanpur Nagar Nigam Zonewise Properties

Zone	Commercial(Non Residential) Except Industrial & Residential Properties			Industrial			Residential		
	Total Proprties	Registered Properties	% Of Properties Registered	Total Proprties	Registered Properties	% Of Properties Registered	Total Proprties	Registered Properties	% Of Properties Registered
1	11662	11487	98.50	52	51	98.08	18036	17856	99.00
2	8761	8192	93.51	402	394	98.01	90147	84738	94.00
3	7043	6550	93.00	53	51	96.23	55567	52344	94.20
4	5603	5519	98.50	26	25	96.15	23446	23212	99.00
5	7980	7508	94.09	1755	1713	97.61	61290	57307	93.50
6	6097	5737	94.10	30	26	86.67	64582	60191	93.20
<b>Total</b>	<b>47146</b>	<b>44993</b>	<b>95.43</b>	<b>2318</b>	<b>2260</b>	<b>97.50</b>	<b>313068</b>	<b>295648</b>	<b>94.44</b>


  
T.S.-1 15/3/14

  
T.S.-2


  
T.S.-3


  
T.S.-4


  
T.S.-5 15/3


  
T.S.-6





  
Z.O.-1 15/3/17

  
Z.O.-2

  
Z.O.-3

  
Z.O.-4 15.3.17

  
Z.O.-5 15/07/215

  
Z.O.-6 15/3/17

**Financial Year-2014-15(Amended)**

Zone	Demand			Collection			Balance		
	Arrear	Current	Total	Arrear	Current	Total	Arrear	Current	Total
1	1924.42	1079.61	3004.03	908.79	884.70	1793.49	1015.63	194.91	1210.54
2	1809.26	632.32	2441.58	886.05	447.94	1333.99	923.21	184.38	1107.59
3	2045.40	823.69	2869.09	390.97	487.36	878.33	1654.43	336.33	1990.76
4	1654.38	1243.69	2898.07	927.77	932.30	1860.07	726.61	311.39	1038.00
5	1487.03	1367.31	2854.34	697.12	1051.85	1748.97	789.91	315.46	1105.37
6	1643.03	1093.00	2736.03	897.58	802.73	1700.31	745.45	290.27	1035.72
Total	10563.52	6239.62	16803.14	4708.28	4606.88	9315.16	5855.24	1632.74	7487.98

Amount In Lacs

**Financial Year-2015-16**

Zone	Demand			Collection			Balance		
	Arrear	Current	Total	Arrear	Current	Total	Arrear	Current	Total
1	1272.07	1096.26	2368.33	602.92	892.48	1495.40	669.15	203.78	872.93
2	1230.21	677.32	1907.53	726.72	508.61	1235.33	503.49	168.71	672.20
3	2040.33	834.32	2874.65	489.10	536.48	1025.58	1551.23	297.84	1849.07
4	1128.30	1260.62	2388.92	602.40	958.63	1561.03	525.90	301.99	827.89
5	1203.03	1410.31	2613.34	693.81	1066.83	1760.64	509.22	343.48	852.70
6	1128.07	1149.38	2277.45	777.16	903.42	1680.58	350.91	245.96	596.87
Total	8002.01	6428.21	14430.22	3892.11	4866.45	8758.56	4109.9	1561.76	5671.66

Amount In Lacs

**Financial Year-2016-17(Feb.2017)**

Zone	Demand			Collection			Balance		
	Arrear	Current	Total	Arrear	Current	Total	Arrear	Current	Total
1	955.26	1113.94	2069.20	941.71	687.75	1629.46	13.55	426.19	439.74
2	734.29	738.32	1472.61	563.04	676.31	1239.35	171.25	62.01	233.26
3	1901.23	845.58	2746.81	498.16	590.30	1088.46	1403.07	255.28	1658.35
4	894.02	1285.01	2179.03	721.46	554.55	1276.01	172.56	730.46	903.02
5	917.11	1452.97	2370.08	850.30	846.77	1697.07	66.81	606.20	673.01
6	841.42	1351.00	2192.42	437.08	1183.32	1620.40	404.34	167.68	572.02
Total	6243.33	6786.82	13030.15	4011.75	4539.00	8550.75	2231.58	2247.82	4479.40

Amount In Lacs

T.S.-1

T.S.-2

T.S.-3

T.S.-4

T.S.-5

T.S.-6